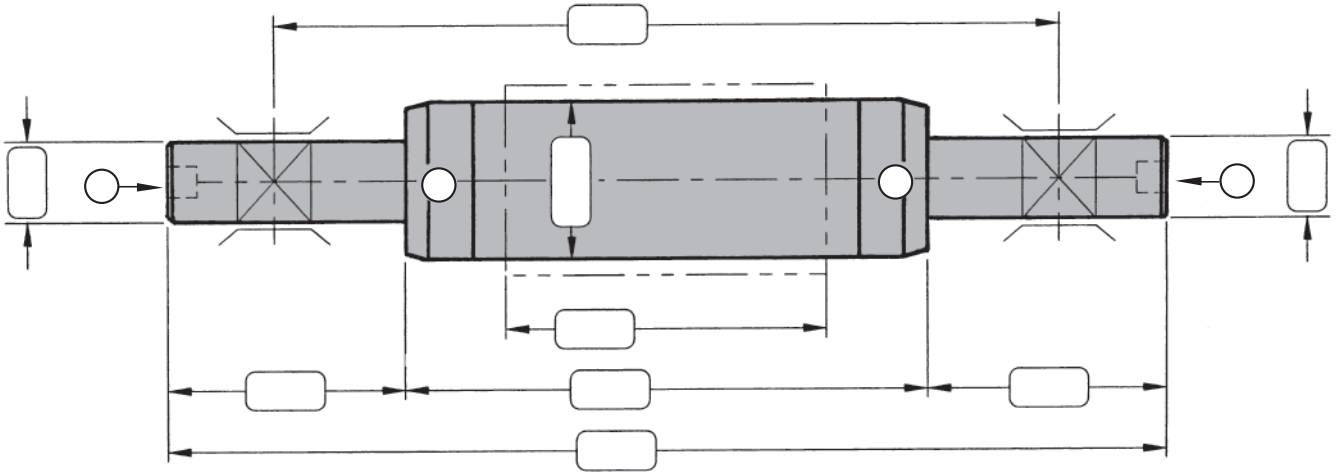


Request form

Mechanical expansion shafts

Address _____
 Prenom _____
 Name _____

Company _____
 Street _____
 Postal code _____
 Phone _____
 E-Mail _____



Valve position (please mark with a cross)





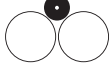
Core information

Core internal diameter _____ ± _____
 Core external diameter _____
 Core material _____

Technical requirements

Material _____
 Web speed (max.) _____ m/min
 Web tension (max.) _____ N;(N/cm)
 Working width (max.) _____ mm
 Working width (min.) _____ mm
 Sit width (max.) _____ mm
 Sit width (min.) _____ mm
 Reel diameter _____ mm
 Reel weight (max.) _____ kg
 Reel weight (min.) _____ kg
 Concentric expansion yes no
 Jurnal hardened yes no

Winding method

-  Single shaft winder
 -  Double shaft winder
 -  Winder with horizontal shaft and backing roller
 -  Carrier roll winder
 -  Double carrier roll winder
- Unwind unit Centre drive unit
 Rewind unit Circumferential drive unit

Comments

